



东莞天瑞电子有限公司

Dongguan Techrich Electronics Co., Ltd


NTC Thermistor

MF72抑制突入电流用引线型

MF72 ICL Lead Type

Feature

- 1.MF72 series is radial lead resin coating type
- 2.Small size, large power and strong ability to suppress surge current
- 3.Quick response
- 4.The material constant(B value) is large and the residual resistance is small
- 5.Long life and high reliability
- 6.Completed product specifications and wide scope of work
- 7.Working temperature:-55+200 degrees elsius



Application

1. Switch power, USB power
2. Electronic energy-saving lamp, electronic balla
3. Electronic circuits, power lines, etc

Selection principle

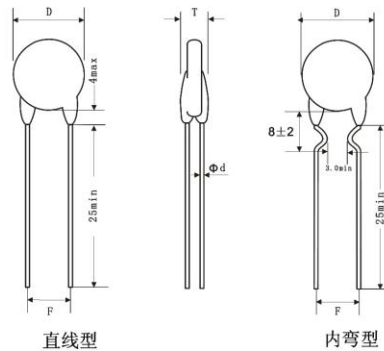
1. Maximum working current of a thermal resistor>The working current of the actual power circuit

2. The nominal resistance value of thermistor $R \geq \frac{I^2 E}{I_m}$

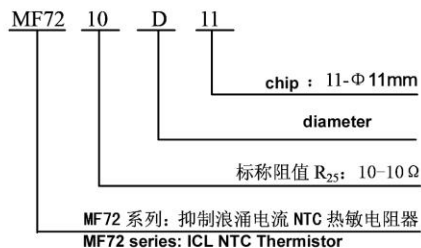
E: line voltage I_m : inrush current

For switch power,Inverter current, usb power $I_m=100$ times working current

Size:(Unit:mm)



Type explanation





规格表

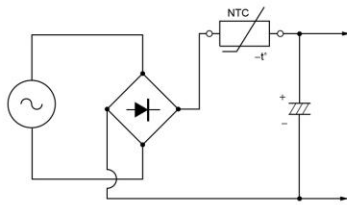
型号	额定电阻值 R ₂₅ (Ω)	最大稳态电流 (A)	最大电流时 近似电阻值 (Ω)	耗散系数 (mW/°C)	热时间常数 (S)	工作温度 (°C)	外形尺寸(mm)			
							D±2	Tmax	F±1	Φd
MF72-5D5	5	1	0.353	6	20	-55~+200	6.5	5	5/2.5	0.6/0.45
MF72-10D5	10	0.7	0.771	6	20		6.5	5	5/2.5	0.6/0.45
MF72-60D5	60	0.5	1.878	6	18		6.5	5	5/2.5	0.6/0.45
MF72-200D5	200	0.1	6.259	6	18		6.5	5	5/2.5	0.6/0.45
MF72-5D7	5	2	0.283	10	30		8.5	5	5	0.6
MF72-8D7	8	1	0.539	9	28		8.5	5	5	0.6
MF72-10D7	10	1	0.616	9	27		8.5	5	5	0.6
MF72-22D7	22	0.6	1.108	9	27		8.5	5	5	0.6
MF72-33D7	33	0.5	1.485	10	28		8.5	5	5	0.6
MF72-200D7	200	0.2	6.233	11	28		8.5	5	5	0.6
MF72-3D9	3	4	0.120	11	35		10.5	5.5	7.5/5	0.8/0.6
MF72-5D9	5	3	0.210	11	34		10.5	5.5	7.5/5	0.8/0.6
MF72-8D9	8	2	0.400	11	32		10.5	5.5	7.5/5	0.8/0.6
MF72-10D9	10	2	0.458	11	32		10.5	5.5	7.5/5	0.8/0.6
MF72-16D9	16	1	0.802	11	31		10.5	5.5	7.5/5	0.8/0.6
MF72-20D9	20	1	0.864	11	30		10.5	5.5	7.5/5	0.8/0.6
MF72-22D9	22	1	0.950	11	30		10.5	5.5	7.5/5	0.8/0.6
MF72-33D9	33	1	1.124	11	30		10.5	5.5	7.5/5	0.8/0.6
MF72-60D9	60	0.8	1.502	11	30		10.5	5.5	7.5/5	0.8/0.6
MF72-200D9	200	0.5	5.007	11	32		10.5	5.5	7.5/5	0.8/0.6
MF72-2.5D11	2.5	5	0.095	13	43		12.5	5.5	7.5/5	0.8/0.6
MF72-5D11	5	4	0.156	13	45		12.5	5.5	7.5/5	0.8/0.6
MF72-8D11	8	3	0.255	14	47		12.5	5.5	7.5/5	0.8/0.6
MF72-10D11	10	3	0.275	14	47		12.5	5.5	7.5/5	0.8/0.6
MF72-16D11	16	2	0.470	14	50		12.5	5.5	7.5/5	0.8/0.6
MF72-22D11	22	2	0.563	15	52		12.5	5.5	7.5/5	0.8/0.6
MF72-33D11	33	1.5	0.734	15	52		12.5	5.5	7.5/5	0.8/0.6
MF72-60D11	60	1.5	1.215	15	52		12.5	5.5	7.5/5	0.8/0.6
MF72-1.3D13	1.3	7	0.062	13	60	14.5	6	7.5	0.8	
MF72-1.5D13	1.5	7	0.073	13	60	14.5	6	7.5	0.8	
MF72-2.5D13	2.5	6	0.088	13	60	14.5	6	7.5	0.8	
MF72-3D13	3	6	0.092	14	60	14.5	6	7.5	0.8	
MF72-5D13	5	5	0.125	15	68	14.5	6	7.5	0.8	
MF72-8D13	8	4	0.194	15	60	14.5	6	7.5	0.8	
MF72-10D13	10	4	0.206	15	65	14.5	6	7.5	0.8	
MF72-15D13	15	3	0.335	16	60	14.5	6	7.5	0.8	
MF72-16D13	16	3	0.338	16	60	14.5	6	7.5	0.8	
MF72-47D13	47	2	0.810	17	65	14.5	6	7.5	0.8	
MF72-1.3D15	1.3	8	0.048	18	68	16.5	6	10/7.5	0.8	
MF72-1.5D15	1.5	8	0.052	19	69	16.5	6	10/7.5	0.8	



规格表

MF72-3D15	3	7	0.075	18	76	16.5	6	10/7.5	0.8
MF72-5D15	5	6	0.112	20	76	16.5	6	10/7.5	0.8
MF72-8D15	8	5	0.178	20	80	16.5	6	10/7.5	0.8
MF72-10D15	10	5	0.180	20	75	16.5	6	10/7.5	0.8
MF72-15D15	15	4	0.268	21	85	16.5	6	10/7.5	0.8
MF72-16D15	16	4	0.276	21	70	16.5	6	10/7.5	0.8
MF72-47D15	47	3	0.680	21	86	16.5	6	10/7.5	0.8
MF72-0.7D20	0.7	12	0.018	25	89	21.5	7	10/7.5	1.0
MF72-1.3D20	1.3	9	0.037	24	88	21.5	7	10/7.5	1.0
MF72-3D20	3	8	0.055	24	88	21.5	7	10/7.5	1.0
MF72-5D20	5	7	0.087	23	87	21.5	7	10/7.5	1.0
MF72-8D20	8	6	0.142	25	105	21.5	7	10/7.5	1.0
MF72-0.7D25	0.7	13	0.014	30	120	26.5	8	10	1.0
MF72-1.5D25	1.5	10	0.027	30	121	26.5	8	10	1.0
MF72-3D25	3	9	0.044	32	124	26.5	8	10	1.0
MF72-5D25	5	8	0.070	32	125	26.5	8	10	1.0

■ application circuit



■ allow the determination of current

